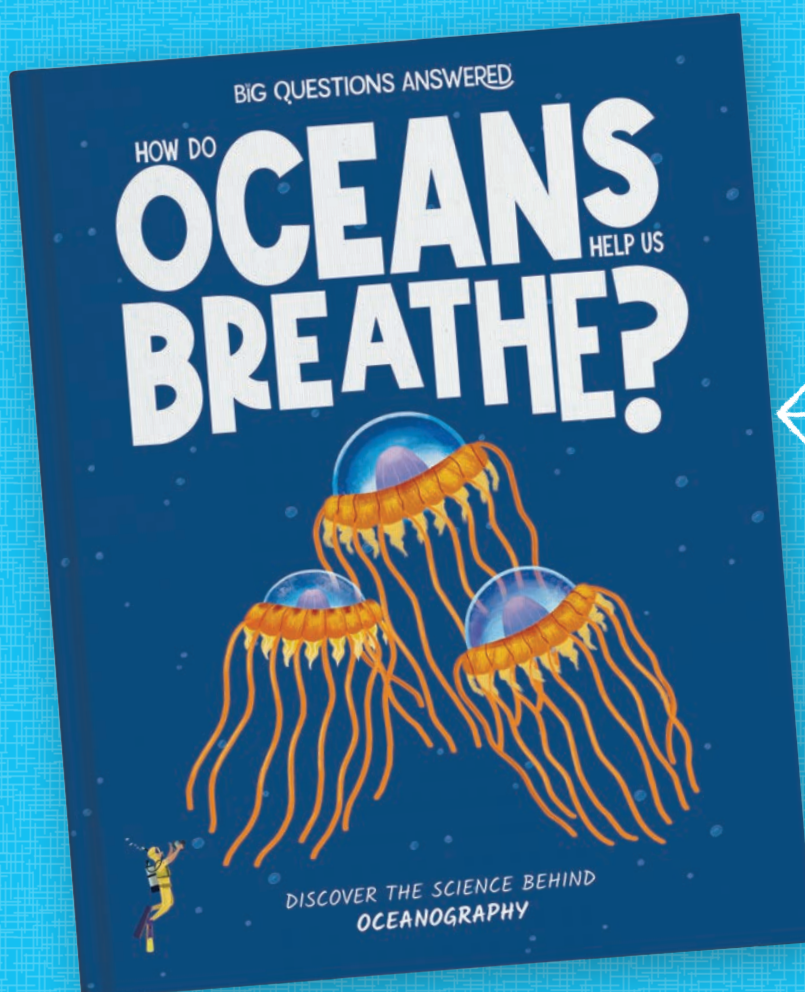




THE BIG QUESTIONS ANSWERED

YOUNG OCEANOGRAPHERS' ACTIVITY PACK



*Full of fun and
exciting activities to
accompany this book!*



CONTENTS:

Looking Out to Sea: Creative Drawing	3
Diving Deep: Creative Drawing	4
Exploring the Abyss: Word Search	5
Creepy Creatures of the Deep: Fill in the Blanks	6
Amazing Atolla Jellyfish: Symmetry Drawing	7
Words Lost Underwater: Word Scramble & Words Within a Word	8
Greenland Shark Explorer: Spot the Difference	9
Look Out for the Lantern Fish: Odd One Out	10
Giant Squid Jumble: Line Maze	11
A Day in the Arctic: Creative Writing	12
Reaching the Reef: Maze	13
Create Your Own Seaweed Home: Creative Drawing	14
All About Our Oceans: True or False?	15
Write Your Own Oceanography Story: Creative Writing	16
More Fun Activities: Coloring Sheets and More!	17
Activity Answers	29

Picture Credits:

(t = top, b = bottom, m = middle, l = left, r = right)

Shutterstock: BlueRingMedia 11br; Iftitart 3bg; Logo Mimi 11tl; Pretty Vectors 13b.


Every effort has been made to trace the copyright holders, and we apologize in advance for any unintentional omissions. We would be pleased to insert the appropriate acknowledgments in any subsequent edition.



HOW DO OCEANS HELP US BREATHE?


For reference to the Teachers' & Parents' Resources, this goes with "Our Massive Oceans: Scene 1".

www.thebigquestionsanswered.com



LOOKING OUT TO SEA

Our oceans cover most of the Earth. There are all sorts of animals, big and small, that live there!
Get creative and draw some of the animals that live in this big underwater home.




*Make sure to include
creatures big and small!
How many can you draw?*



HOW DO OCEANS HELP US BREATHE?

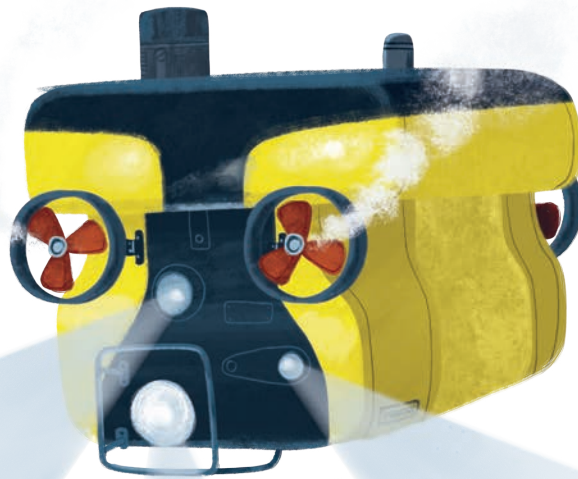
For reference to the Teachers' & Parents' Resources, this goes with "The Bottom of the Ocean: Scene 2".

www.thebigquestionsanswered.com




DIVING DEEP

The trenches are the lowest part of the ocean. There's a lot of mystery around what sort of animals might live there! Get creative and draw some creepy creatures of the deep...



An isopod has already been found... what other strange creatures do you think are down here?






HOW DO OCEANS HELP US BREATHE?

For reference to the Teachers' & Parents' Resources, this goes with "The Abyss: Scene 3".

www.thebigquestionsanswered.com



EXPLORING THE ABYSS

Find and circle the words listed below, in the grid. Words can be found in any direction (including diagonals) and can overlap each other.

E	A	I	T	U	B	E	W	O	R	M	S	W	M	C	C	X	V	M	R
P	E	R	M	D	E	R	F	D	M	D	H	V	Y	Q	W	Z	Z	M	U
M	Z	A	T	Q	A	B	Y	S	S	V	E	E	W	G	G	Z	Z	E	S
Y	S	B	N	P	Z	Z	Y	X	F	G	Y	B	H	S	W	F	S	Q	L
A	H	Q	V	R	L	J	F	A	N	I	M	A	L	S	D	W	C	J	G
X	K	J	G	U	P	X	J	Y	V	L	O	D	P	N	F	S	J	H	T
F	H	G	Z	V	W	B	F	S	N	L	D	E	M	Z	T	C	C	Z	E
Q	P	M	G	Z	G	F	J	A	Y	D	R	K	H	Y	O	O	D	Z	H
A	W	Q	H	N	R	V	F	G	X	V	X	T	H	Q	O	I	B	A	B
N	V	M	O	C	E	A	N	O	G	R	A	P	H	E	R	S	T	N	K
H	C	Y	V	W	H	W	U	U	A	S	A	R	B	E	G	X	R	A	Q
Q	O	E	V	A	V	Z	W	E	H	R	N	E	S	K	L	I	E	A	C
V	O	G	M	Y	I	M	K	S	G	A	I	A	F	Q	D	L	N	K	R
Q	C	C	B	Q	O	M	C	O	X	A	Z	V	I	N	N	Z	C	S	S
J	E	B	Q	N	H	Q	N	K	G	U	H	Z	W	L	A	Z	H	E	N
E	A	X	O	H	H	A	B	I	T	A	T	Q	D	N	S	C	E	R	R
V	N	T	A	A	E	H	D	J	Y	S	Y	I	B	S	H	P	S	U	L
M	S	Q	Z	C	Y	A	Q	G	V	G	T	A	S	C	X	W	L	F	T
B	R	R	O	D	Y	B	J	D	H	V	V	R	F	S	U	X	S	E	D
Q	B	E	Y	X	X	V	E	N	O	M	G	X	H	T	J	G	J	M	K

OCEANS
OCEANOGRAPHERS
OCEANOGRAPHY
HABITAT

ANIMALS
TRENCHES
ABYSS


SNAILS
VENOM
TUBE WORMS



HOW DO OCEANS HELP US BREATHE?

For reference to the Teachers' & Parents' Resources, this goes with "Creepy Deep Sea Creatures: Scene 4".

www.thebigquestionsanswered.com



CREEPY CREATURES OF THE DEEP

Can you use the words below to fill in the blanks and uncover some ocean-tastic facts? Each answer can only be used once.

jaw

long

teeth

walk

light

1. The goblin shark is an impressive creature that can move its _____ out of its own mouth to help it catch and eat prey!
2. The fangtooth is a type of fish that has very _____, menacing teeth. Scary!
3. The anglerfish is a special type of fish that has a _____ at the end of its forehead to help it see in the dark.
4. The coffinfish has special fins that help it to _____ on the seafloor.
5. The frilled shark is a unique animal that has 300 needle-like _____ that curve backward.




What's your favorite creepy creature fact?

HOW DO OCEANS HELP US BREATHE?


For reference to the Teachers' & Parents' Resources, this goes with "The Midnight Zone: Scene 5".

www.thebigquestionsanswered.com



AMAZING ATOLLA JELLYFISH

Atolla jellyfish are incredible creatures that live in the midnight zone. Below is an illustration of half an atolla jellyfish – get creative and complete the drawing! Finish the picture by coloring it in.






HOW DO OCEANS HELP US BREATHE?

For reference to the Teachers' & Parents' Resources, this goes with "Underwater Volcanoes: Scene 6".

www.thebigquestionsanswered.com



WORDS LOST UNDERWATER

Test your word-solving skills by trying to unscramble the words. They are all related to the ocean! There is a list of the correct words below to help you.

MSEAOUTN
TNIGHMID
EANGRAPOCYHO
CANLOVO
TMUAINON
DERUNERWAT

MOUNTAIN

OCEANOGRAPHY

UNDERWATER

MIDNIGHT

SEAMOUNT

VOLCANO

EXTRA ACTIVITY - WORDS WITHIN A WORD

How many words can you find within the word "oceanographer"?

1. You can only use the letters within the word "oceanographer".
2. Each of these letters can only be used once – C, N, G, P, and H.
3. "Oceanographer" has two letter O's, two E's, two A's, and two R's, so you can use them twice.
4. You can't use any other letters from the alphabet.


Example: you can make the word GREEN using the letters in OCEANOGRAPHER.

OCEANOGRAPHER

HOW DO OCEANS HELP US BREATHE?


For reference to the Teachers' & Parents' Resources, this goes with "The Greenland Shark: Scene 7".

www.thebigquestionsanswered.com



GREENLAND SHARK EXPLORER


This Greenland shark is trying to catch us out! Can you spot the **8** differences between the two scenes? Circle them when you spot them.



HOW DO OCEANS HELP US BREATHE?


For reference to the Teachers' & Parents' Resources, this goes with "The Twilight Zone: Scene 8".

www.thebigquestionsanswered.com



LOOK OUT FOR THE LANTERN FISH

Look at all these lantern fish swimming together!
Can you spot the one that's going in the wrong direction?



HOW DO OCEANS HELP US BREATHE?

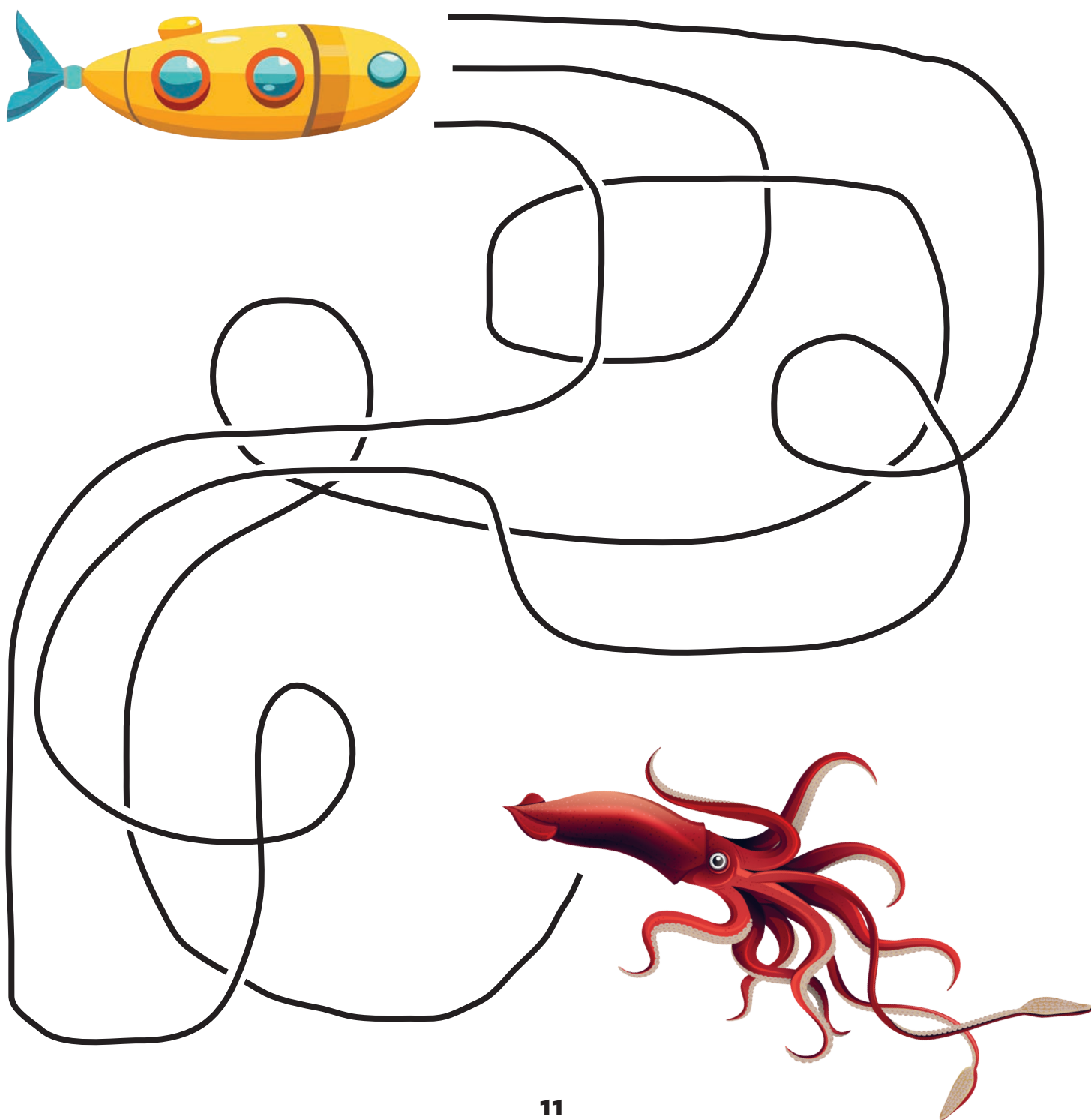
For reference to the Teachers' & Parents' Resources, this goes with "The Discovery of the Giant Squid: Scene 9".

www.thebigquestionsanswered.com



GIANT SQUID JUMBLE


This submarine is searching in the twilight zone for the giant squid.
Can you help it reach this mysterious underwater creature?



HOW DO OCEANS HELP US BREATHE?


For reference to the Teachers' & Parents' Resources, this goes with "The Great Barrier Reef: Scene 11".

www.thebigquestionsanswered.com



REACHING THE REEF


Oh no! This turtle has got lost and can't find its way back home. Can you help the turtle get back to the Great Barrier Reef?



HOW DO OCEANS HELP US BREATHE?

For reference to the Teachers' & Parents' Resources, this goes with "The Importance of Seaweed: Scene 12".

www.thebigquestionsanswered.com



CREATE YOUR OWN SEAWEED HOME

This seal looks lonely! Get creative and draw some underwater friends to live in the seaweed home and keep the seal company!






HOW DO OCEANS HELP US BREATHE?

For reference to the Teachers' & Parents' Resources, this goes with "All Types of Phytoplankton: Scene 13".

www.thebigquestionsanswered.com



ALL ABOUT OUR OCEANS

Can you use what you've learned about the ocean to work out which of the sentences are true and which are false?

	SENTENCE	TRUE	FALSE
1	The deepest part of the ocean is the twilight zone.		
2	The midnight zone is the largest part of our oceans.		
3	Narwhals are found in the abyss.		
4	Phytoplankton help us to breathe.		
5	The Greenland shark can live up to 400 years.		

MORE FUN OCEANOGRAPHY ACTIVITIES

COLORING SHEETS & MORE!

The following activities aren't based on any specific scenes in the book. They can be used on their own or alongside the book as extra activities.



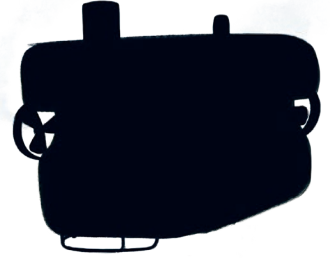
FIND THE SCIENTIST

There are lots of different scientists below. Can you find the oceanographer?
Circle them when you find them – there's only one!



MATCH THE SHAPE

Can you match each shadow to the correct picture?



SIMPLE SUMS

Below are 3 objects which represent different numbers.

Work out the sum based on what each object represents and write your answers in the boxes.



= 1



= 4



= 6



+



-



=



+



+



-



=



+



-



=



+



+



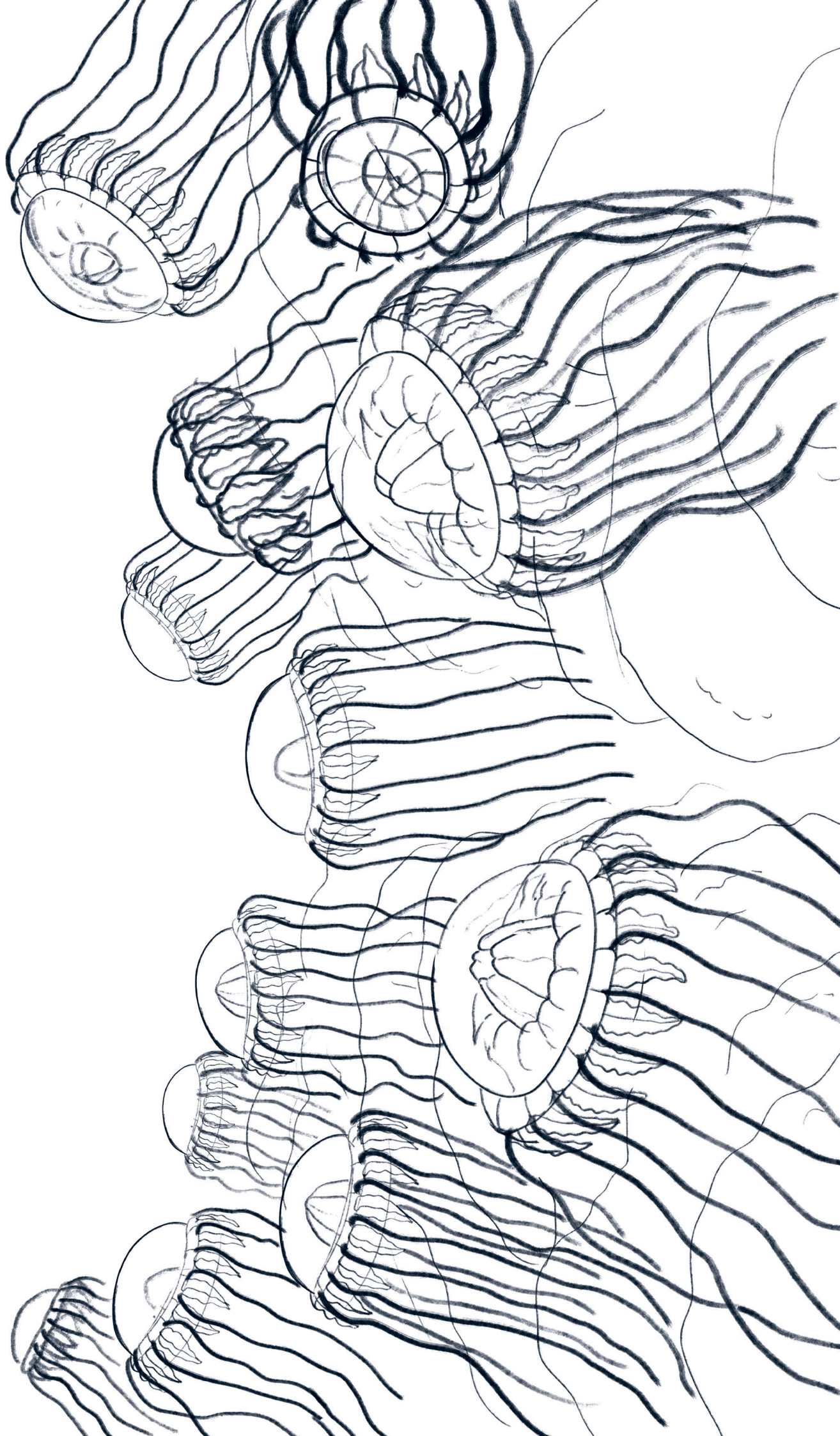
-



=

COLOR ME IN!

This coloring sheet is based on scene 5: The Midnight Zone.




COLOR ME IN!

This coloring sheet is based on scene 7: The Greenland Shark.



COLOR ME IN!

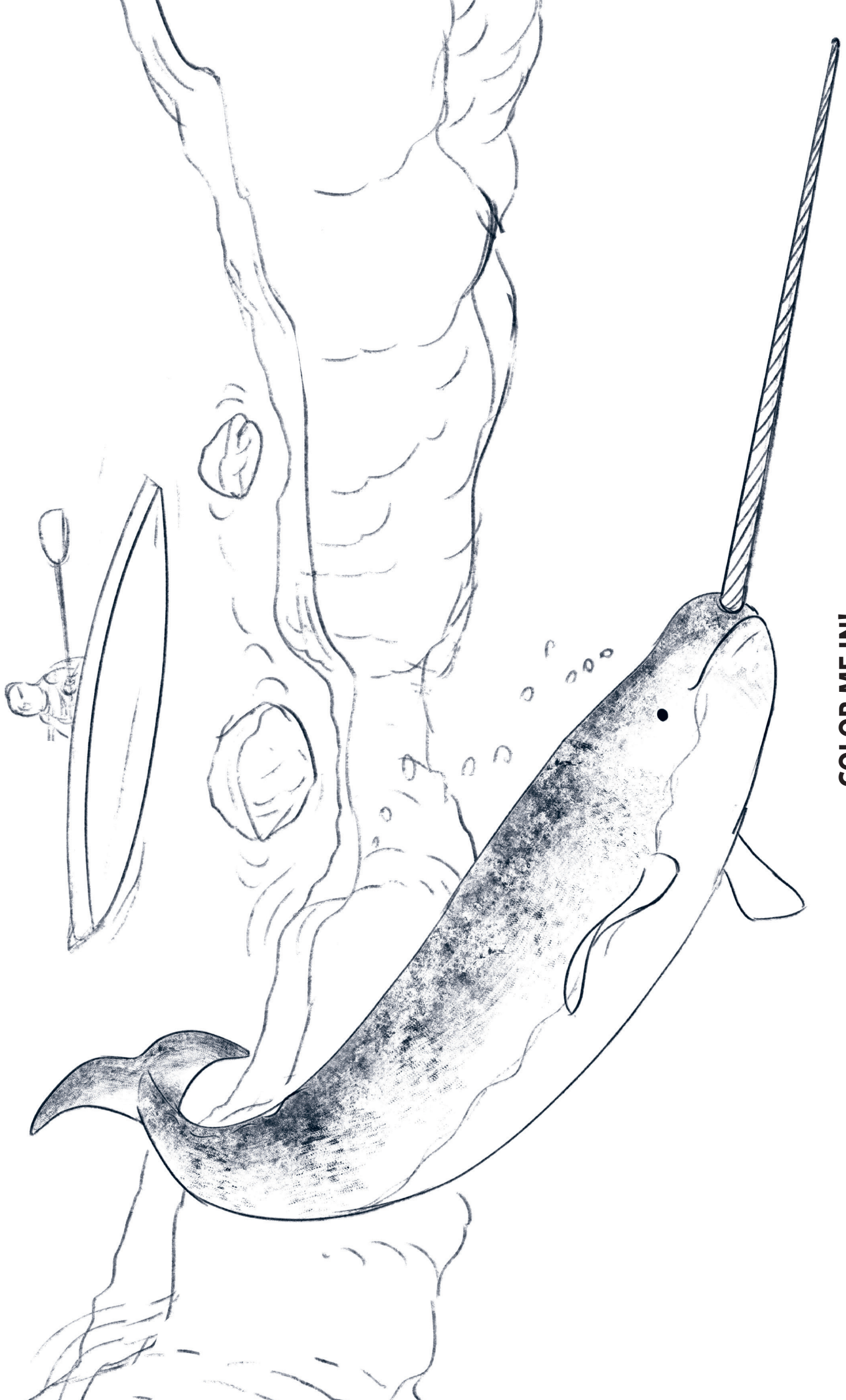
This coloring sheet is based on scene 8: The Twilight Zone.



COLOR ME IN!

This coloring sheet is based on scene 9: The Discovery of the Giant Squid.





COLOR ME IN!

This coloring sheet is based on scene 10: The Sunlight Zone.

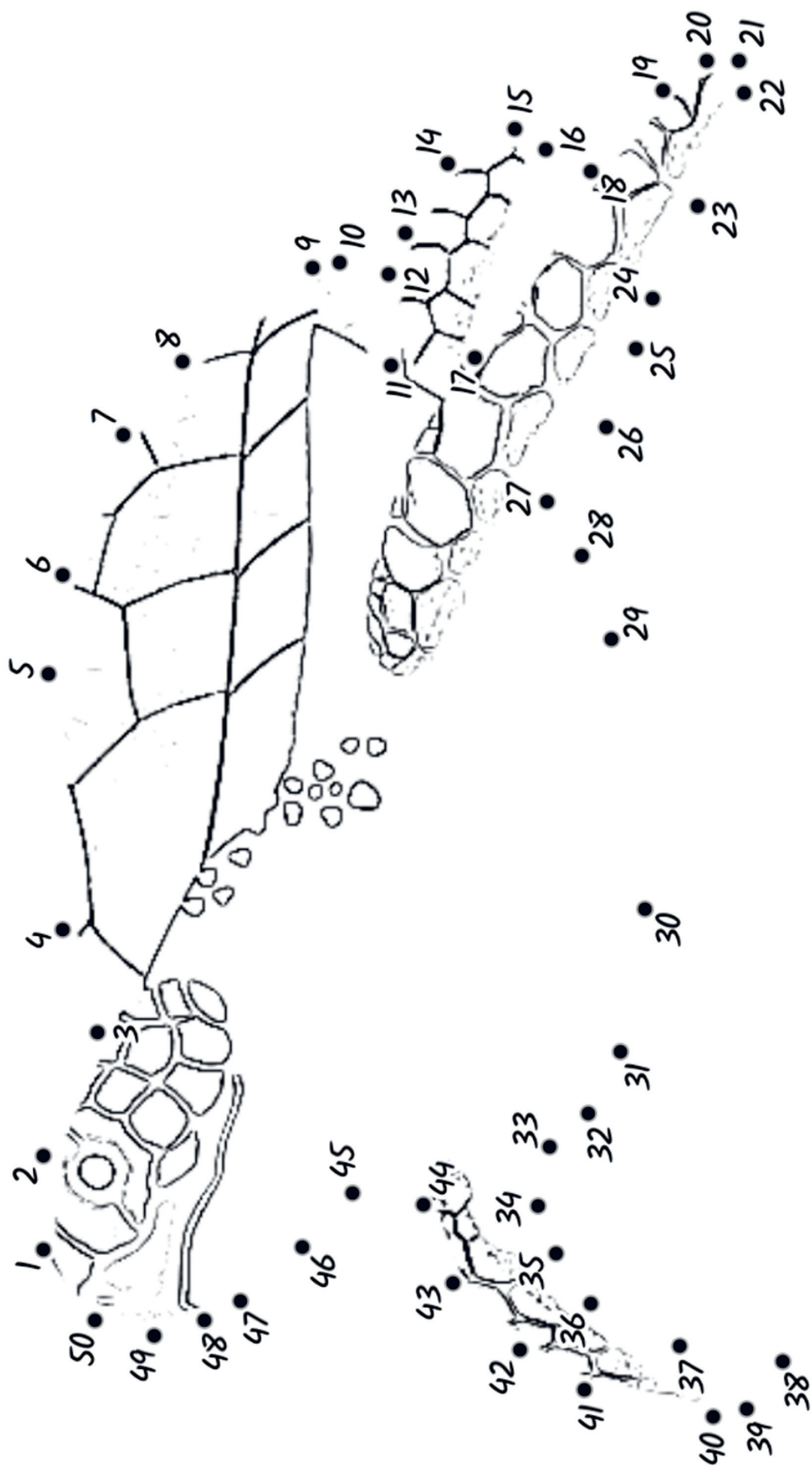
COLOR ME IN!

This coloring sheet is based
on scene 12: The Importance
of Seaweed.



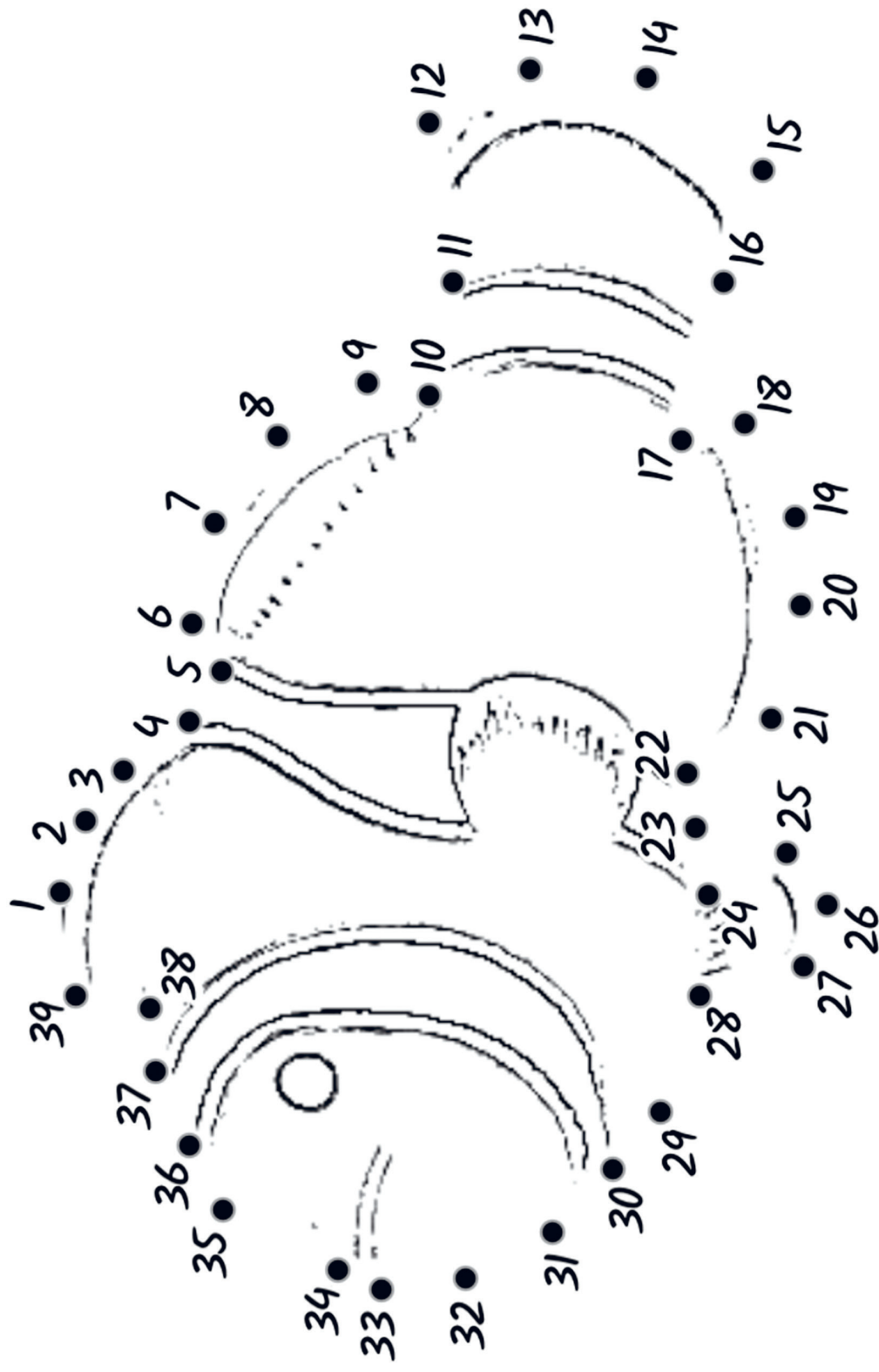
DOT-TO-DOT

Starting from 1, draw a line connecting the numbers to create a picture. Why not color it in afterward?



DOT-TO-DO

Starting from 1, draw a line connecting the numbers to create a picture. Why not color it in afterward?



YOUNG OCEANOGRAPHER'S ACTIVITY ANSWERS


Find the answers to the activities on the following pages.

ACTIVITY ANSWERS

Check your answers against the correct answers below!

EXPLORING THE ABYSS ANSWERS

The answers below are for the “word search” activity on page 5.



CREEPY CREATURES OF THE DEEP ANSWERS

The answers below are for the “fill in the blanks” activity on page 6.

1. The goblin shark is an impressive creature that can move its jaw out of its own mouth to help it catch and eat prey!
2. The fangtooth is a type of fish that has very long, menacing teeth! Scary!
3. The anglerfish is a special type of fish that has a light at the end of its forehead to help it see in the dark.
4. The coffinfish has special fins that help it to walk on the seafloor.
5. The frilled shark is a unique animal that has 300 needle-like teeth that curve backward.


WORDS LOST UNDERWATER ANSWERS

The answers below are for the “word scramble” activity on page 8.

MSEAOUTN — SEAMOUNT
 TNIGHTMID — MIDNIGHT
 EANGRAPOCYH — OCEANOGRAPHER
 CANLOVO — VOLCANO
 TMUAINON — MOUNTAIN
 DERUNERWAT — UNDERWATER


GREENLAND SHARK EXPLORER ANSWERS

The answers below are for the “spot the difference” activity on page 9.




LOOK OUT FOR THE LANTERN FISH ANSWERS

The answers below are for the “odd one out” activity on page 10.




GIANT SQUID JUMBLE ANSWERS

The answers below are for the “line maze” activity on page 11.



REACHING THE REEF ANSWERS

The answers below are for the “maze” activity on page 13.



ALL ABOUT OUR OCEANS ANSWERS

The answers below are for the “true or false” activity on page 15.

	SENTENCE	TRUE	FALSE
1	The deepest part of the ocean is the twilight zone.		FALSE
2	The midnight zone is the largest part of our oceans.	TRUE	
3	Narwhals are found in the abyss.		FALSE
4	Phytoplankton help us to breathe.	TRUE	
5	The Greenland shark can live up to 400 years.	TRUE	

EXTRA ACTIVITY ANSWERS

Check your answers against the correct answers below!

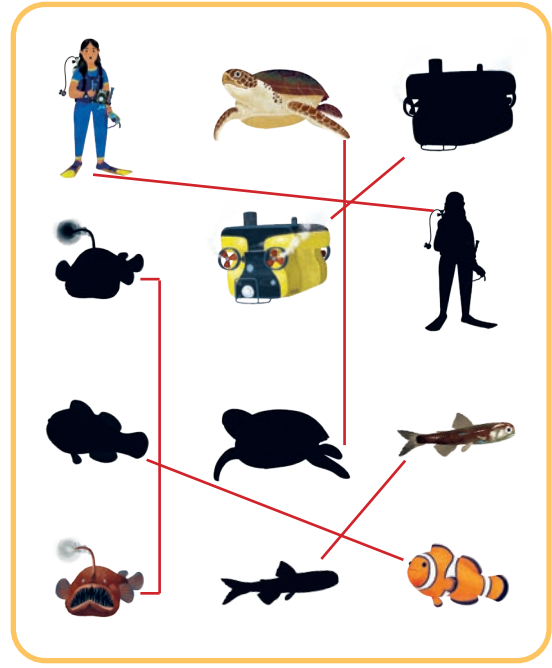
FIND THE SCIENTIST

The answers below are for the activity on page 18.



MATCH THE SHAPE

The answers below are for the activity on page 19.



SIMPLE SUMS

The answers below are for the activity on page 20.

$$\text{Sea Turtle} + \text{Deep-sea Fish} - \text{Scientist} = \boxed{9}$$

$$\text{Scientist} + \text{Scientist} + \text{Deep-sea Fish} - \text{Scientist} = \boxed{7}$$

$$\text{Sea Turtle} + \text{Sea Turtle} - \text{Deep-sea Fish} = \boxed{2}$$

$$\text{Deep-sea Fish} + \text{Scientist} + \text{Scientist} - \text{Sea Turtle} = \boxed{4}$$